

The Operation of HIFU Skin Tightening Beauty machine



**SLACK!
MORE TERRIBLE THAN THE WRINKLES!**

HIFU

Slackness is the source of the aging of the skin. No matter the overall looseness such as double chin and fuzziness of facial outline, or partial slack such as eye pouch and nasolabial folds, they are all the signs of the incoming of slackness.



**HIFU Skin Lifting
The new lord in the field of non-invasive
face lifting and wrinkle removal**

High Intensity Focused Ultrasound was first applied to treat cancer and tumor. Later in the clinical experiments scientists found Transducer can focus the ultrasound energy to reach the deep layer of the skin which laser can not, and make the target tissue in the focused area solidify. Then the surrounded tissue start to shrink, resulting in the up lifted skin. Because it leaves no trace on the epidermis, it became the new concept of non-invasive skin lifting. around the world.

HIFU has received unanimous positive feedback since its coming out. In the 10 thousand example treatment cases, it got 99.6% degree of satisfaction, becoming the gold standard in the field of skin lifting and wrinkle removal.



- ✓ Globally recognized
- ✓ Gold standard
- ✓ Skin lifting & wrinkle removal

Before treatment

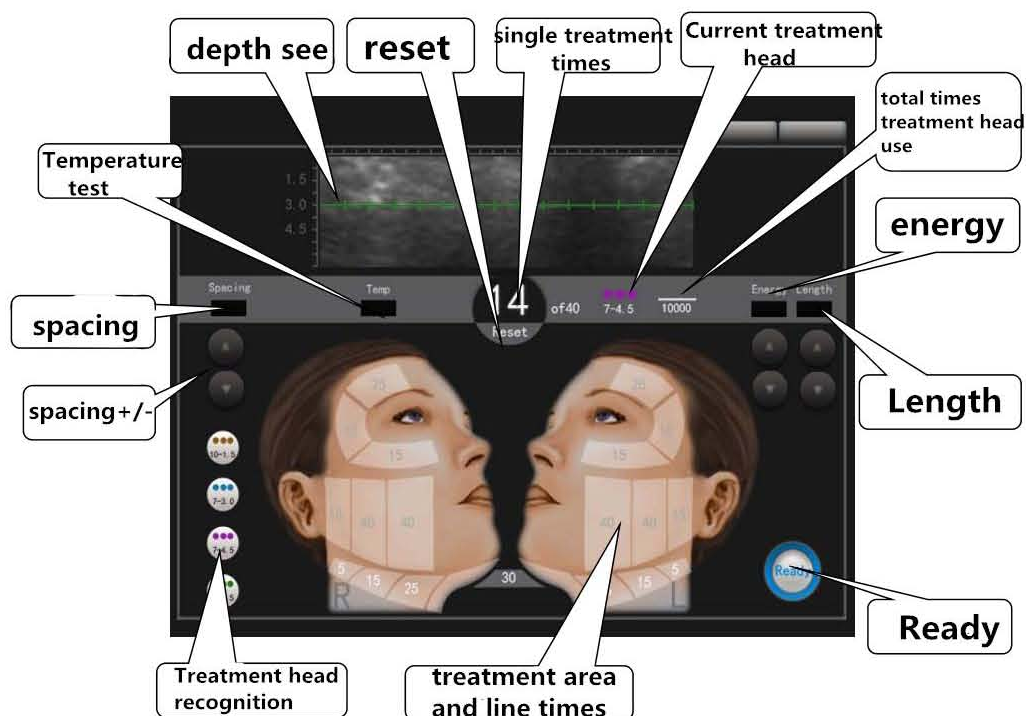
- 1) Before Opening hifu machine, the cable connector must be tightly connected, or may not have output or make the joints produce high heat, or even damage the transmitter.
- 2) If the customer has received any infusion injection, catgut embedding, surgery, etc. in the treatment area, please inform the physician. Non-surgical freckle to avoid the sun, so as not to make the skin flush or become sensitive and fragile.

3) the following people to prohibit the implementation of high-energy focus ultrasound treatment: a heart disease, done heart bypass surgery, wearing a pacemaker, the body implanted steel plate, uterine fibroids, pregnant women.

After treatment

- 1) After treatment of hifu, if there appears the mild redness, which is a normal phenomenon, usually it will be released after several hours
- 2) After treatment, use cold water and mild cleaning supplies to clean the treatment area. If the skin is still flushed, please avoid touching hot water to avoid irritation until the redness of the situation disappear.
- 3) Do not perform any exfoliating action in the treatment area at least one week after treatment to avoid the sensitive symptoms situation
- 4) HIFU machine can be immediately after treatment on the makeup (mineral makeup on the grounds).
- 5) After the treatment, you can use the soothing, non-irritating cream or skin care products, the skin repair kit is recommended to use, thus it can get the best anti-aging effect.
- 6) For outdoor exposure, please use SPF30 or above sunscreen to avoid sunshine damage.

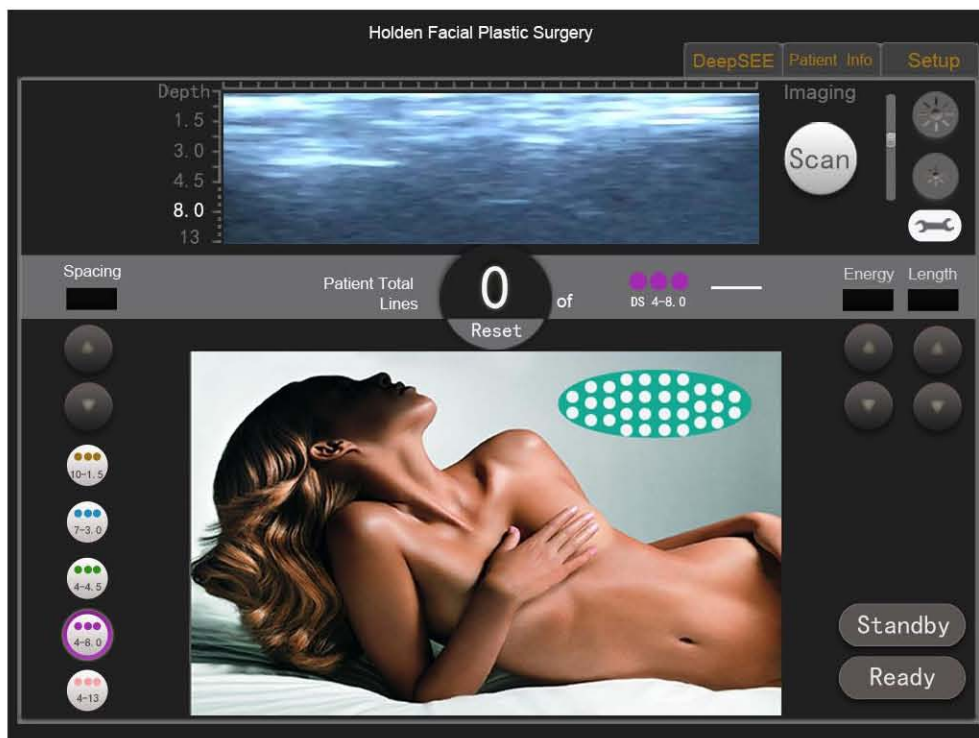
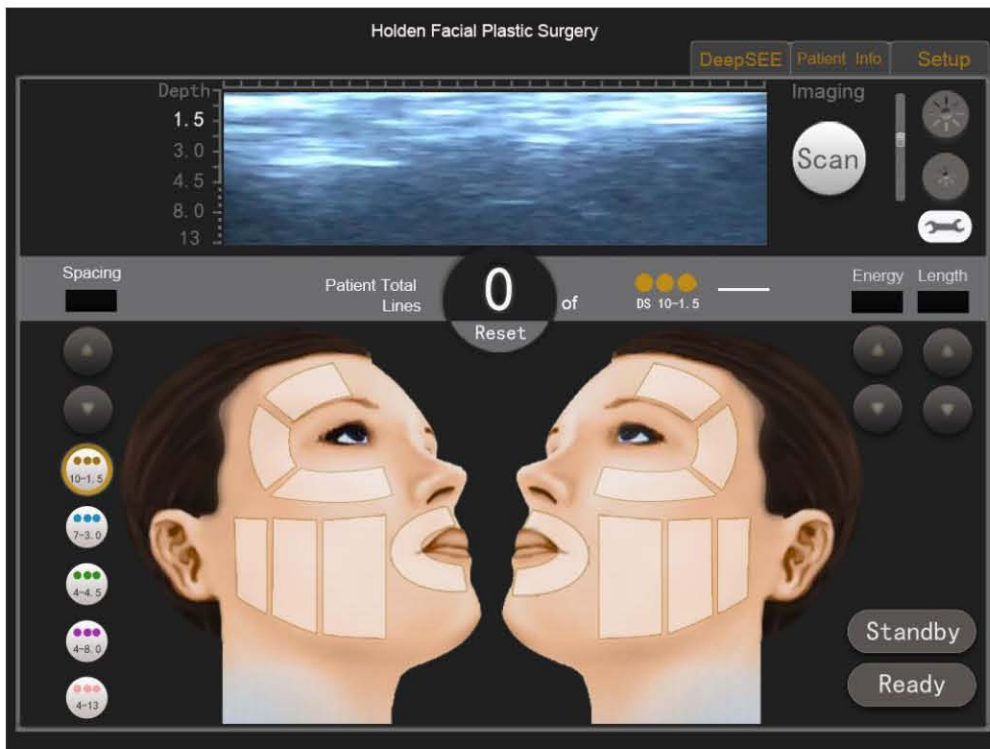
— . Operation interface, the picture is following:



The length: The number of shots at the same time

The spacing: The distance between points

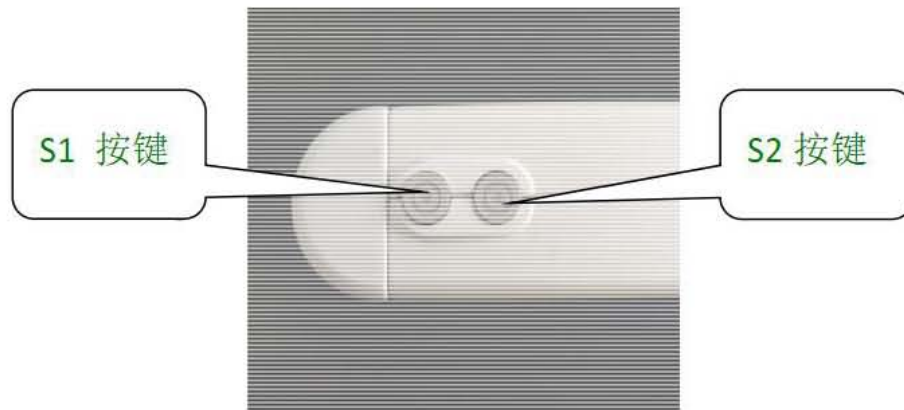
New Screen:



Note: 1.5mm, 3.0mm, 4.5mm cartridges for face, neck;

8mm, 13mm for body.

二. Hand Tool



三. Treatment Head



四. Function and Operation


1 Software has the function of automatic recognition of the treatment head. When the head of the treatment is not installed, the screen has not the function of recognition and the indicator light flashes quickly; when the cartridge is inserted into the treatment head, the software will recognize the parameters of the treatment head, and the related area of the interface is shown (including depth, parameters), etc. S1 indicator's light will start the slow flashing state.

2. After recognizing the treatment head, in the standby mode, according to the actual situation you can set the various parameters **including point spacing (1.5mm-2.5mm), energy (5ms-25ms), treatment length (8-25mm). The proposed point spacing is set to 1.5mm, the energy is set to 10ms.** After the Standby, you can enter the Ready state. If you change the settings, click "Ready" to enter the "Standby", and then parameter setting again. In the Ready interface you can not be set up various parameters. The system can keep the parameter automatically. But in order to be safe, the energy parameter is not saved. The default value is 5ms, which is used to set up every time.

3. After the parameters are set, click the Standby button to enter the Ready state. For easy operation, you can also press the S1 button to enter the Ready state, and the S1 indicator light is constantly bright, tips ready. At this time press S2 button, enter the working state, S2 indicator light is bright, and the interface displays **Cure**. When the work is finished, the indicator light goes out and the operation is repeated. At the time of treatment, you can not be directly out. Only is the single treatment completed, you can quit.

4. Treatment area and times

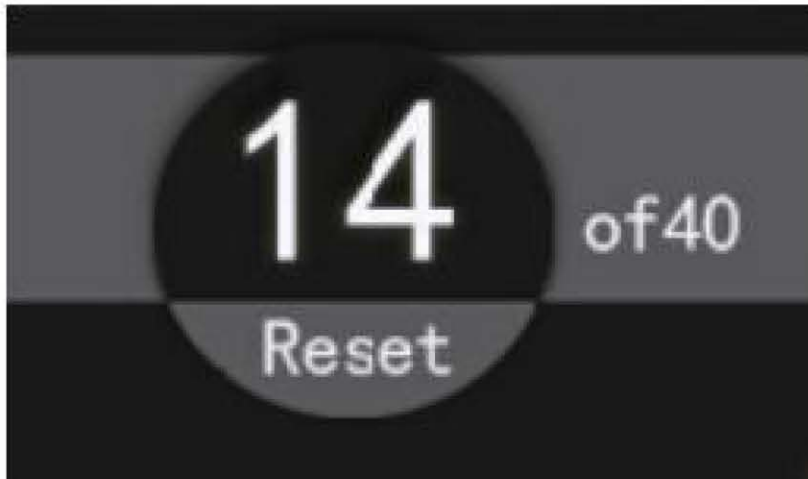
4.1 The indication of treatment area



The operation interface displays the maximum number of treatments in the treatment area and the area of each treatment can be not more than the number of tips

4.2

In order to facilitate memory and operation, the system has a single counting function



When the treatment of an area, such as the maximum number of times is 40, when the number reached 40, the system stops working. When you press RESET to reset 0. The system will recount and work.

4.3 Screen show

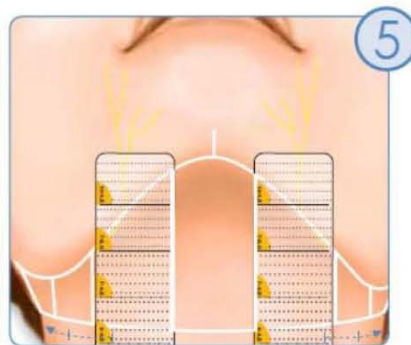
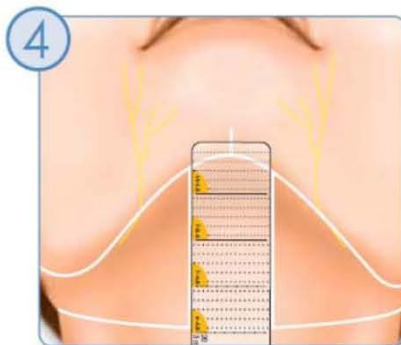
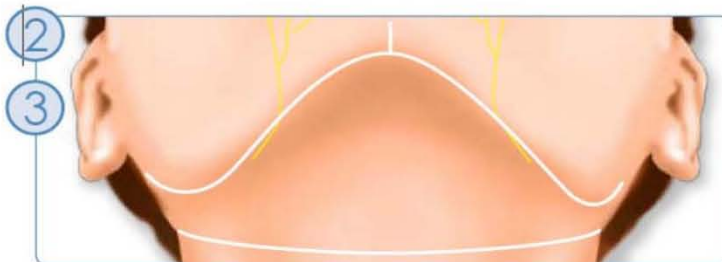
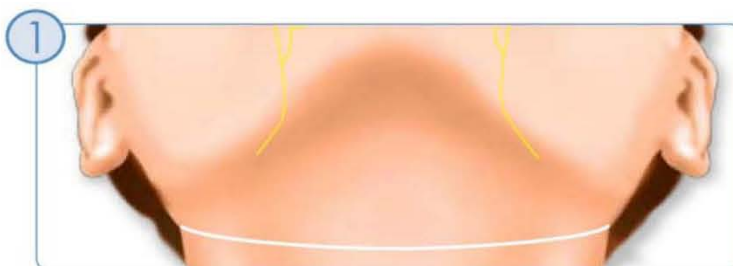
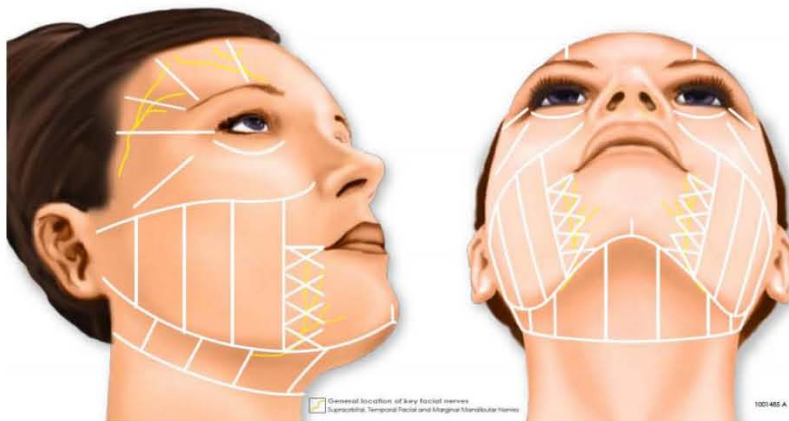
5. Touch calibration: hold the hand with the S1 and S2 together, then the power will enter the calibration interface, followed by click the center point of "+".

五. Safety alarm

This product has the function of treatment head temperature detection and output control detection, alarm and power protection function. When the treatment temperature reaches the set temperature, S1 and S2 lights flashing at the same time, the buzzer, equipment suspended from work. When the energy is found out, S1 and S2 will stop working at the same time. Power has the over current protection and temperature protection

六. Operating notes

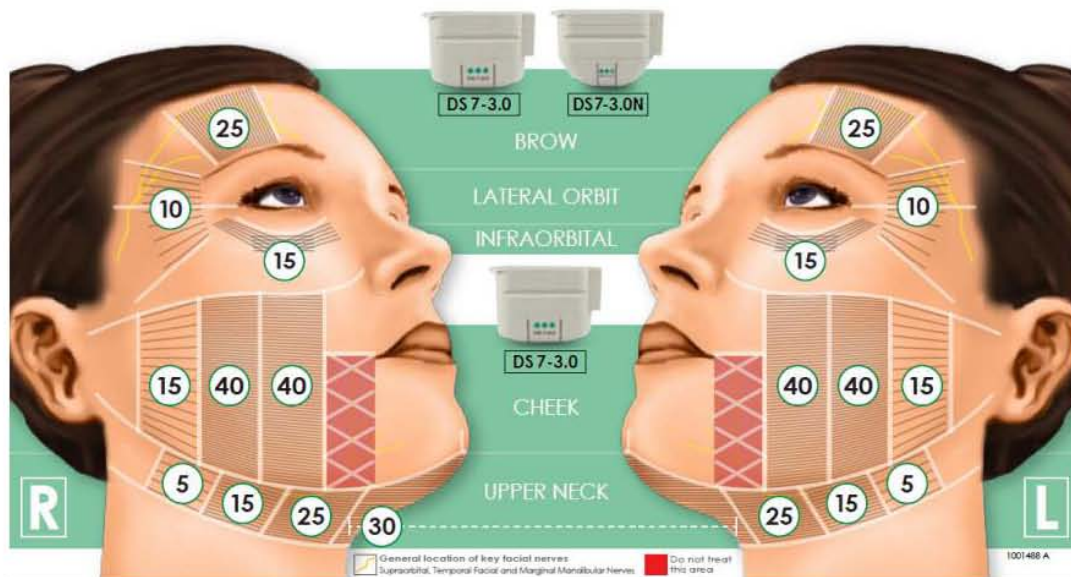
1. The operator must be a professor and good at the operation of equipment, and be familiar with the structure of the human body.
2. To divide the treatment area and avoid the nerve sensitive area



3. According to the characteristics of clients, properly choosing the treatment head of focus depth, energy, point spacing and length. The general rule is that the focusing distance is small, the energy is small; the focusing distance is large and the energy is large. Because of the different characteristics of each person, it is suggested that the reference energy increases from lower to higher. The 10ms energy is recommended and can do the reference.

4. Apply gel evenly to the handpiece and areas to be treated. During the treatment, the treatment head should be close to the skin vertically and completely (no tilting skin, left vacant, no one high one low)

5. The times of treatment in the region can not exceed the number of the interface indicated



6. After treatment, don't dry your face hair, do not eat cold and hot food, avoid stimulating facial nerve.

FAQ of HIFU machine

What is advantage about HIFU?

This is a completely non-invasive treatment to actually lift skin. It is much less painful compared to other lifting technologies. Due to its extremely fast shot speed, HIFU offers patients the luxury of having treatments completed in minimal time.

What happens after treatment?

There is no downtime associated with this non-invasive procedure, so it allows patients to return to daily activities immediately after treatment. Immediate results in skin tightening are often noticeable right after the treatment.

Is HIFU treatment painful?

Discomfort levels vary from person to person. Most patients tolerate the procedure well while the energy is being delivered. Any discomfort associated with procedure is temporary and lasts usually only during the procedure.

What does COLLAGEN do?

Collagen helps to give strength to various structures of the body and also protects structures like the skin by preventing absorption and with decreased collagen, the skin loses its natural elasticity and firmness and fine lines, wrinkles and sagging appear.

How long do the result lasts?

Patients can see some initial effect and lifting and tightening will take place over 3 to 4 months, as old collagen is regenerated with new more collagen. This collagen regeneration process continues up to 6 months after the initial treatment. We do continue to age at the same rate however the results of the Hifu treatment are permanent, they don't wear off.

How does HIFU work?

HIFU stands for High Frequency Ultrasound. The device delivers energy below the skin. HIFU effects three layers of the superficial and dermis along with SMAS right down next to the muscle, which is the same layer of tissue that surgeons pull tight in a face lift. As a thermal energy safely heats this tissue, it contracts resulting in tightening of the skin and formation of new collagen, which provides a long term tightening effect.

Are men good candidates for HIFU treatments?

Men are very good candidates for HIFU treatments since it requires no recovery time. The no downtime associated with treatment is an additional advantage for patients, allowing them to immediately return to their daily activities, making the HIFU an ideal lunch-time procedure.

How long does an HIFU treatment take?

The length of the treatment will depend on the area being treated and your individual treatment plan. For example a full face procedure only takes about an hour making it a favourite lunch break treatment.

Is HIFU treatment safe?

Registered in Australia on the ARTGA and certificated by the Korean FDA and CE cleared for eyebrow lifting this high-intensity focused ultrasound (HIFU) device also achieves excellent aesthetic outcomes in Jowl lifting, nasolabial fold reduction, periobital wrinkle reduction and overall skin tightening and rejuvenation in targeted areas. HIFU has been used safely in hundreds of thousands of treatments worldwide.

Are there any side effects?

You may see redness and/or swelling at first and may feel some tingling. These will disappear within hours. It signals that beneficial process of collagen regeneration has begun. HIFU skin tightening is clinically proven to be safe, with natural and gradual rejuvenation effects.

How many treatments are needed?

The majority of patients only need one to two treatments. Experts agree that dramatic clinical outcomes can be achieved with and improvements will be visible up to 6 months after the initial procedure. Touch-up treatments could be performed in 1 year intervals, depending on the degree of lifting and tightening that needs to be addressed.

What is SMAS layer and why it is important?

SMAS is Superficial Musculo-aponeurotic System which is the same layer of tissue that surgeons pull tight in a face lift. As HIFU treatment uses thermal energy to safely heat this tissue, it contracts resulting in immediate tightening of the skin. Over time this results in a noticeable lift. HIFU treatment continues to stimulate the growth of new collagen protein, building the skin structure.